

# NUVAUX

Exterior & Interior WPC Systems



NUVAUX



200-2180 Ste-Catherine O., Montréal, QC H3H 1M7, CA  
+1 514.500.3338 | sales@nuvaux.com | www.nuvaux.com





# EVERY OUTDOOR SPACE

We work with you to find a design that suits your needs and preferences

Our decks and fences are highly customizable, allowing you to choose the size, layout, style, and height that works best for you. In addition, we use modern materials that are low-maintenance, so you can save time and money on upkeep and repairs. With our high-quality and personalized solutions, you can transform your outdoor space into a beautiful and functional area that you'll love spending time in.





# DID YOU KNOW?

WPC is short for Wood Plastic Composite. The combination of the raw materials are mostly 30% recycled plastic (HDPE) and 65% wood powder, plus 5% additives such as anti-UV agent, lubricant, light stabilizer and etc. WPC material is an excellent choice for outdoor use due to several key benefits:



WPC's high durability enables it to withstand harsh weather conditions without cracking, warping, or fading, making it an ideal option for outdoor use.

Due to its resistance to insects, rot, and decay, WPC is considered an eco-friendly alternative that does not require chemical treatments to maintain its integrity.



WPC is easy to install and comes in a wide range of colors and textures, allowing you to choose the perfect match for your outdoor decor.

Its slip-resistant properties make it a safer choice for areas that are frequently wet, such as around pools or hot tubs, reducing the risk of slips and falls.



In addition to its aesthetic appeal, WPC is a cost-effective and sustainable option that adds beauty and functionality to your outdoor space while also being environmentally friendly.









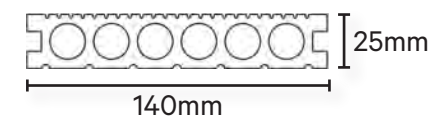
# CLASSIC SERIES DECK

Step into the enchanting realm of Classic Decking, the pioneering 1st generation of WPC. With its anti-slip, moisture-proof, and anti-termite features, Classic Decking offers a safe and enduring outdoor experience. Embrace the allure of our mature and cost-effective decking solution, perfect for those seeking an extraordinary outdoor escape. Elevate your space with MexyTech Classic Decking and indulge in the captivating fusion of beauty and functionality.

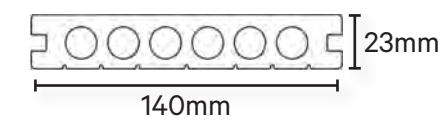
## Decking Model



(H-ROUND) G1





(H-ROUND) G1 - Wood grain



## Color Options



## Surface Texture







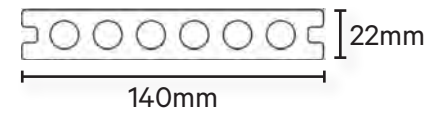
# CO-EXTRUSION SERIES DECK

Co-extrusion series showcases the perfect synergy between two or more distinct materials. The outer layer, crafted from robust and enduring substances such as polyethylene or PVC, offers exceptional resistance to scratches and stains, ensuring your deck remains flawlessly pristine. Meanwhile, the inner layers provide a touch of elegance, boasting a softer texture that beautifully mimics the look and feel of natural wood.

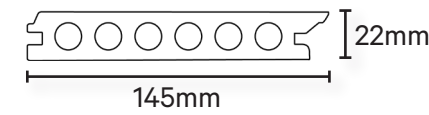
## Decking Model



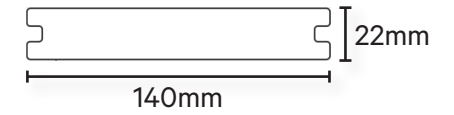
(H-ROUND) G2



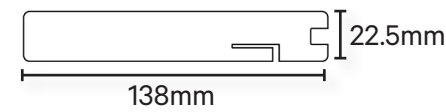
NO GAP (H-ROUND) G2



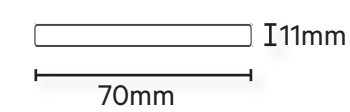
(SOLID) G2



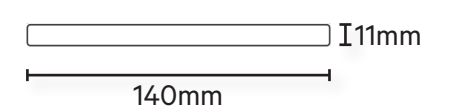
STAIR BOARD  
(SOLID) G2




FASCIA G2





FASCIA G2



## Color Options



## Surface Texture

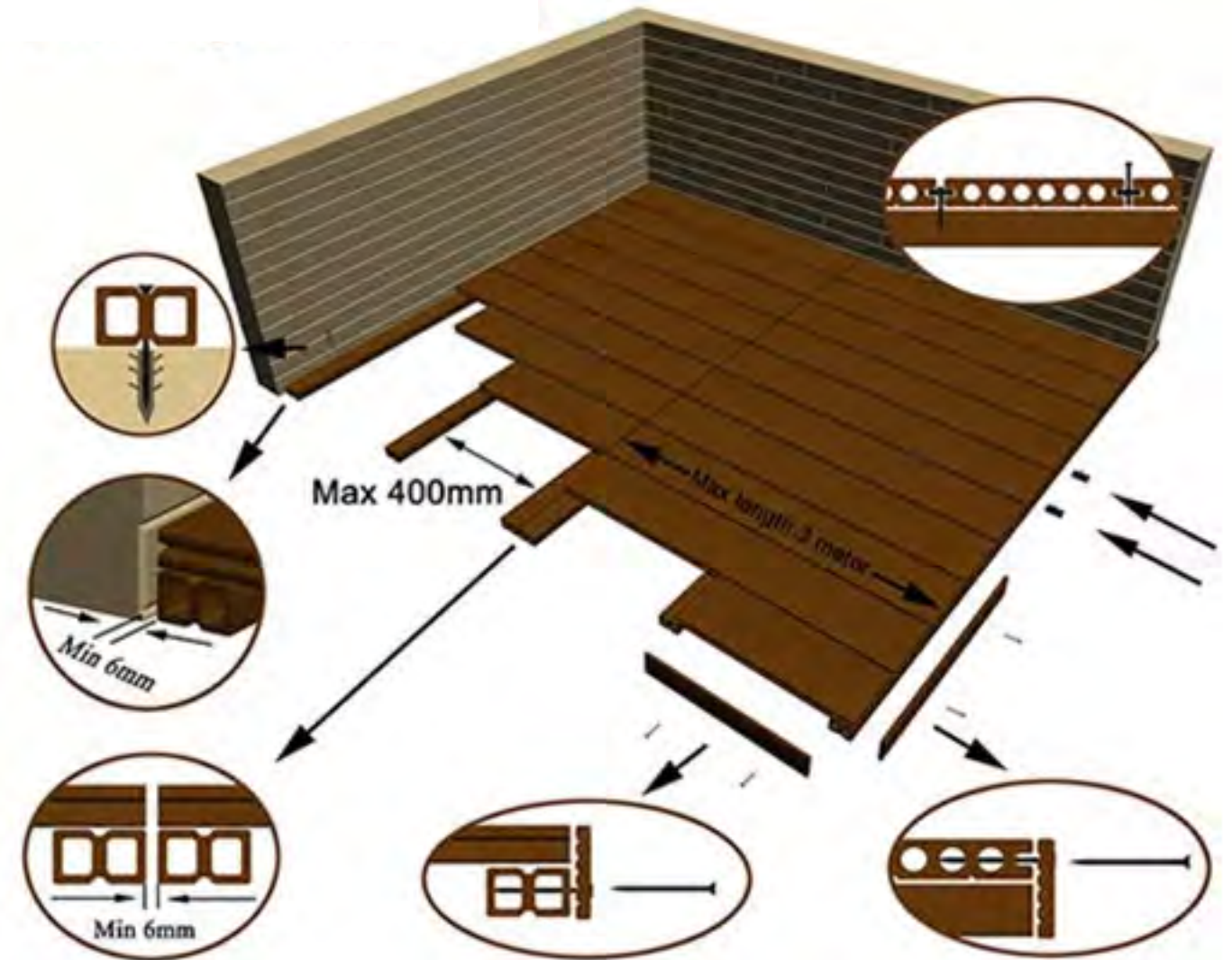






# DECKING INSTALLATION

The installation system has garnered continuous praise for its remarkable features and has been highly acclaimed for its exceptional qualities. With its user-friendly design, the installation of the deck becomes effortless using just a few screws, making it accessible for DIY enthusiasts. With just a few screws, the deck installation becomes a breeze, thanks to its smart design that enables DIY assembly. The fast installation saves both time and labour, while the product's design ensures hassle-free maintenance.



## Accessories



WPC Panel      Clip      Screw      Side Clip









# CLASSIC SERIES FENCE

Engineered to withstand the elements, this fence is built to withstand even the strongest winds, thanks to its durable aluminum structural support.

The aluminum framework provides exceptional wind pressure resistance, ensuring that your fence stands strong and secure in any weather condition. Meanwhile, the WPC fence boards exude the timeless elegance of wood, perfectly capturing its natural appeal, you can enjoy the warm, rustic aesthetic of wood without compromising on durability or maintenance. Experience the best of both worlds as aluminum and wood plastic composite come together in perfect harmony.




## Fence Model


Stander Size: W 70" \* H 70"  
W 70" \* H 60"  
W 70" \* H 46"



Privacy  
Nuvaux F01-p




Mid-Trellis  
Nuvaux F02-p & Nuvaux F02-f




Full-Trellis  
Nuvaux F01-f

## Color Options



## Frame Colors







# CO-EXTRUSION SERIES FENCE

Co-extrusion fence boards offer a remarkable natural appearance and texture, mimicking the authentic look and feel of wood. This innovative design ensures that your fence seamlessly blends into its surroundings, adding a touch of elegance to your outdoor space.

Secondly, Co-extrusion fences are designed with easy cleaning in mind, allowing you to effortlessly remove dirt, grime, and stains. With superior stain resistance, your fence will maintain its pristine condition, providing a beautiful backdrop to your property.


Lastly, Co-extrusion fences are engineered for long-term durability and resilience. They are specifically formulated to withstand the harshest elements, including UV rays, oxidation, and erosion. This means the fence will retain its vibrant color, structural integrity, and overall beauty for years to come, without the need for frequent repairs or replacements.

## Fence Model


Stander Size: W 70" \* H 70"  
W 70" \* H 60"  
W 70" \* H 46"



Privacy  
Nuvaux F02-p




Mid-Trellis  
Nuvaux F02-p & Nuvaux F02-f




Full-Trellis  
Nuvaux F02-f

## Color Options



## Frame Colors





# CO-EXTRUSION SERIES FENCE

Co-extrusion fence boards offer a remarkable natural appearance and texture, mimicking the authentic look and feel of wood. This innovative design ensures that your fence seamlessly blends into its surroundings, adding a touch of elegance to your outdoor space.

Secondly, Co-extrusion fences are designed with easy cleaning in mind, allowing you to effortlessly remove dirt, grime, and stains. With superior stain resistance, your fence will maintain its pristine condition, providing a beautiful backdrop to your property.

Lastly, Co-extrusion fences are engineered for long-term durability and resilience. They are specifically formulated to withstand the harshest elements, including UV rays, oxidation, and erosion. This means the fence will retain its vibrant color, structural integrity, and overall beauty for years to come, without the need for frequent repairs or replacements.

## Fence Model

Stander Size: W 70" \* H 70"  
W 70" \* H 60"  
W 70" \* H 46"



Nuvaux F02-woven



Nuvaux F02-carving-1



Nuvaux F02-carving-2

## Color Options




IPE

Walnut


Teak

## Frame Colors



Aluminum

Black



Antique

Ash

Dark Grey





# SLAT WALL SERIES FENCE

Co-extrusion fence boards offer a remarkable natural appearance and texture, mimicking the authentic look and feel of wood. This innovative design ensures that your fence seamlessly blends into its surroundings, adding a touch of elegance to your outdoor space.

Secondly, Co-extrusion fences are designed with easy cleaning in mind, allowing you to effortlessly remove dirt, grime, and stains. With superior stain resistance, your fence will maintain its pristine condition, providing a beautiful backdrop to your property.

Lastly, Co-extrusion fences are engineered for long-term durability and resilience. They are specifically formulated to withstand the harshest elements, including UV rays, oxidation, and erosion. This means the fence will retain its vibrant color, structural integrity, and overall beauty for years to come, without the need for frequent repairs or replacements.

## Fence Model



Nuvaux F02-slat

Stander Size: W 70" \* H 70"  
W 70" \* H 60"  
W 70" \* H 46"

## Color Options




IPE

Walnut

Teak

## Frame Colors



Aluminum


Black



Antique

Ash

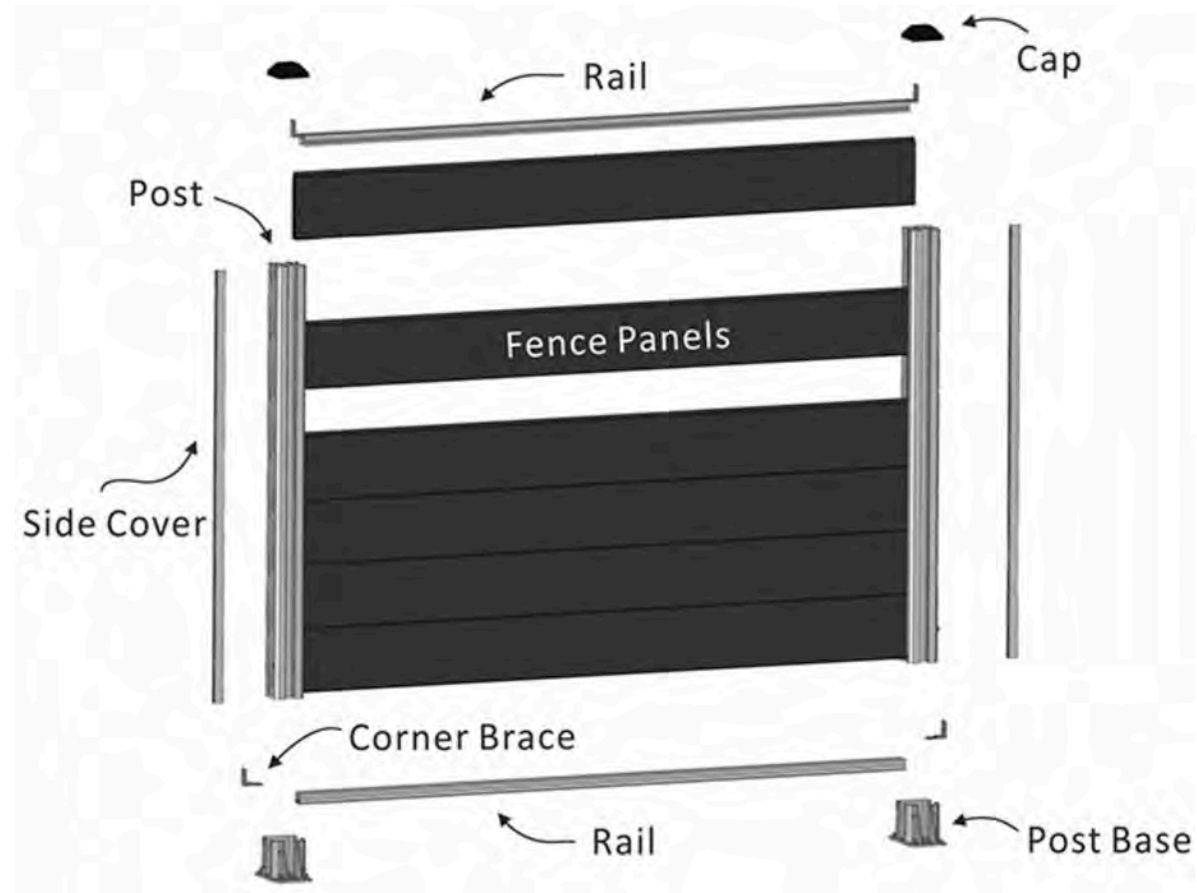
Dark Grey






# FENCE INSTALLATION

Our fence boasts a comprehensive installation system that takes into account every aspect, making the fence installation process a breeze. Not only regular outdoor fences but our system is also designed to accommodate concrete ground installation as well. We have incorporated a post-base design that not only ensures the integrity of the existing ground structure but also simplifies the installation process, providing customers with a superior experience. With our user-friendly and innovative installation system, you can enjoy a hassle-free and efficient installation of your fence



## Accessories



Fence Panel

Post



Rail

Side Cover



Post Base



Spacer



Post Cap



Corner Brace





# FENCE GATE

The gates are thoughtfully constructed with a combination of fence panels and durable aluminum frames, mirroring the structure and design of the fence itself. This harmonious union creates a sense of high-end fashion, elevating the aesthetic appeal of your property.

Flexibility and convenience are at the core of our gate design. With an assembly-detachable structure, you have the freedom to replace and interchange the fence plates at any time, allowing for hassle-free maintenance and customization. This ensures that your fence gate remains in pristine condition and aligns with your evolving style preferences.



## Gate Model

Stander Size: W 35" \* H 67"



Privacy  
G2G02-A



Mid-Trellis  
G02-B




Full-Trellis  
G02-C



Swing  
G02-D

## Color Options




Teak

Dark Grey

Coffee

## Frame Colors



Aluminum

Black





# SOLAR ENERGY FENCE LIGHT

Co-extrusion fence boards offer a remarkable natural appearance and texture, mimicking the authentic look and Enhanced Aesthetics: The solar fence lights add a touch of enchantment and sophistication to your outdoor space. They beautifully illuminate your fence, creating a captivating visual impact that elevates the overall ambiance and aesthetics of your surroundings.

**Added Security:** Illuminate your fence and enhance the safety of your property, providing an additional layer of security to your outdoor space.


**Energy Efficiency:** Embrace sustainability with solar-powered lights. By harnessing the power of the sun, these lights operate without consuming electricity, resulting in reduced energy costs and a smaller carbon footprint.

**Easy Installation:** The solar fence lights are designed for hassle-free installation. With no need for complicated wiring or electrical connections, you can quickly and effortlessly enhance your fence with these elegant lights. Simply mount them onto your fence, and they're ready to shine.

**Low Maintenance:** The solar fence lights are built to last, featuring durable materials that withstand various weather conditions. They require minimal upkeep, allowing you to enjoy long-lasting illumination with peace of mind.

**Eco-Friendly:** By utilizing solar power, the fence lights contribute to a greener environment. Reduce your carbon footprint and embrace sustainable living with these eco-friendly lighting solutions.

Experience the transformative power of our solar fence lights, as they not only illuminate your fence but also enhance the beauty, security, and eco-consciousness of your outdoor space. Upgrade your fence with these remarkable lights and bask in the enchanting glow they bring to your evenings.











# EXTERIOR SIDING PANELS

Composite siding is a popular choice for exterior protection, widely used in various buildings, from homes to offices. It is crafted from compressed scrap wood, bonded with a high-quality resin to ensure strength and durability.

Available in a range of textures and colors, composite siding offers versatility and can be customized to match different architectural styles. It comes primed and ready for paint, allowing you to personalize it according to your preferences.

Beyond its stylish appearance, composite siding boasts exceptional durability and resilience. It undergoes chemical treatment to resist fungi and insects, common issues faced by traditional siding options. Additionally, it remains unaffected by moisture or extreme temperatures, as it does not expand or rot.

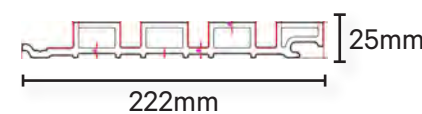
One of the standout advantages of composite siding is its low maintenance requirements. With a lifespan of up to 30 years, regular repainting every 5-10 years ensures longevity and protects the siding from the elements.

Due to its composition using recycled scrap wood, composite siding offers superior insulation properties compared to other siding materials. This means you may not need an additional insulation layer, reducing costs for your building project. Furthermore, it is a sustainable and eco-friendly choice, contributing to a greener environment.

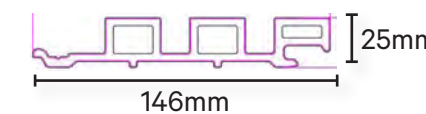
## Siding Panel Model



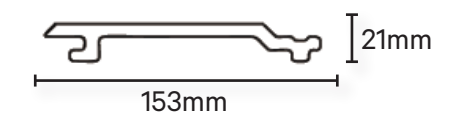
SP-WP14



SP-WP15



SP -WP03



## Color Options





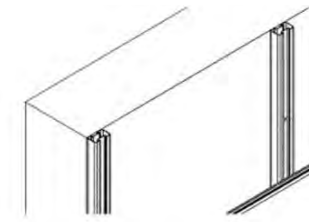


# SIDING INSTALLATION

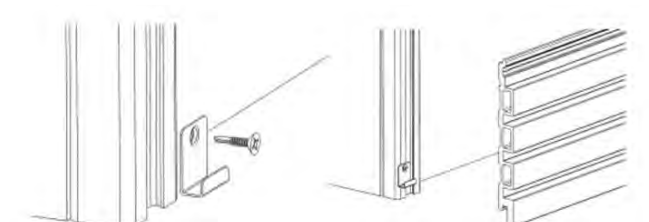
It is typically lightweight and as such perfect for DIY installations. In essence, you don't really need much manpower or use complicated tools when it comes to installing composite siding. You can easily cut it as well, which further cements its ease of installation.

The installation process for composite siding is definitely not a one-man game. However, it is still quite approachable. Considering the weight of the sidings, you might need some help to move and install them. Besides, if care is not taken, you can easily break off your composite siding while handling.

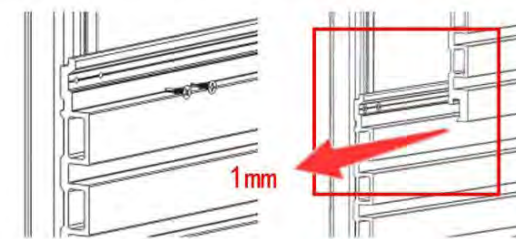
On a more positive note, the composite installation process is more straightforward than wood sidings. And while can be relatively demanding, you can also install composite sidings by DIY since they are essentially ready-made panels.



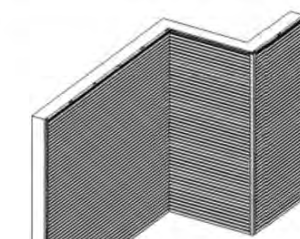
1. 600mm spacing between joists, each joist is fixed with an expansion screw



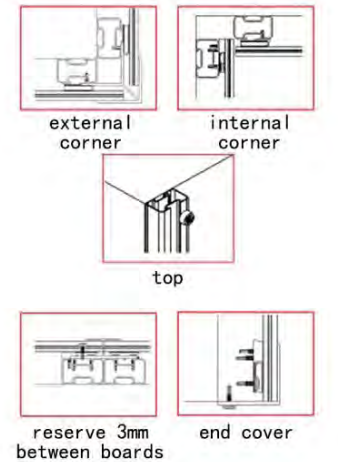
2. Reserve 18mm between the starter clip and floor




3. Install the wall panel (pre-drilled first) Reserve a clearance of 1mm before installing the next wall panel (Prevent the wall panel from expanding and contracting)




4. Overall renderings



## Accessories



External Cover    End Trim    Connecting Trim    Aluminum Joist



External Cover    Edging    SSL Expansion screw





# INTERIOR DECORATIVE **WALL PANELS**

Transform your interior with the beauty of natural wood texture and eco-friendly design


The WPC wall panel is a perfect choice for enhancing the warmth and aesthetic appeal of any home décor, as it beautifully replicates the natural texture of wood.

Crafted from revolutionary and eco-friendly materials, our WPC wall panel is designed to meet the demands of modern living. Its lightweight yet robust construction makes it an ideal option for a range of spaces including homes, offices, hotels, and more. Installation is a breeze, ensuring that you can quickly and effortlessly transform your space with the stunning addition of our wall panel.

Experience the perfect blend of functionality and elegance as our WPC wall panel effortlessly combines the natural beauty of wood with the durability and sustainability of modern materials. Elevate your interior design with ease and create a space that exudes sophistication and comfort.



# Wall Panel Model



## Color Options



Click this link or scan QRcode to choose the color

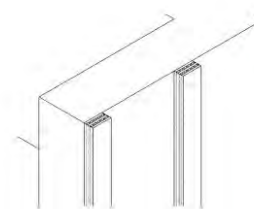




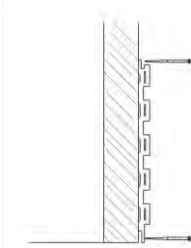


# WALL PANELS INSTALLATION

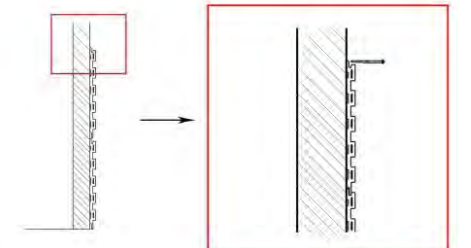
Installing our wall panels is a breeze with our comprehensive and user-friendly installation system. It accommodates various surfaces, including concrete walls, ensuring a seamless installation process. Our specially designed system guarantees the stability and integrity of the panels, providing you with a superior experience. With our innovative approach and attention to detail, you can effortlessly transform your space with our exquisite wall panels and enjoy a hassle-free installation that exceeds your expectations.



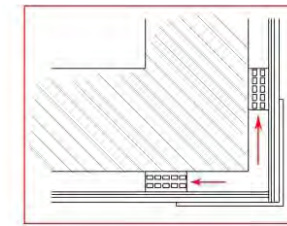
1 Joist span is 600 mm. Fix the joist every meter with expansion screw



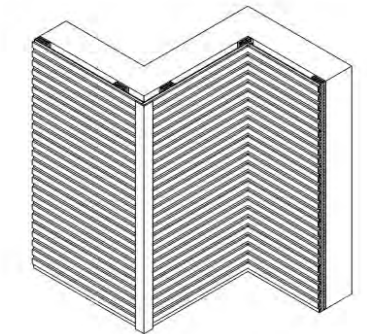
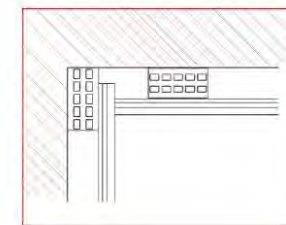
2 Install the bottom wall panel and fix it with air nail gun. Make sure the upper and lower concave parts are well-fixed



1  
2  
3  
4



Detail demo



Complete demo

## Accessories



25mm Siding   40mm Siding   Joist